

SDK BPK PENABUR Cimahi

E-NEWSLETTER



VOLUME : 10 , SEPTEMBER 2019



NEWS

ONSDO

- ◆ Birthday List
- ◆ Grade 1
- ◆ Grade 2
- ◆ Grade 3
- ◆ Grade 4
- ◆ Grade 5
- ◆ Grade 6
- ◆ Upcoming Events

*"Learning is a treasure
that will follow its
owner everywhere."*

-Chinese Proverbs-

Dear parents and students,

The mid-semester assessment had passed and also the reports has been received. The hard work paid off and you received the result.

For those who have got a good score, KEEP IT UP!

For those who have not, don't be sad, learn harder. I know you can do it.

Whatever it is just do your best, God will do the rest.

Regards,

Dian Priyantini, A.Md

Happy Birthday



Sept 1st

Satrio Zefanya (1+)

Sidney Abell Pangondian Hutabarat (6+)

Sept 3rd

Kaira Dyrilia (2+)

Sept 23rd

Jesse William (1+)

Sept 5th

Juan Earl (2+)

Sept 25th

Caithleen Kayla (2+)

Sept 20th


Adrian Natanael (2+)

Sept 28th

Raphael Sektiadji (2+)

Psalm 90 : 12
So teach us to number our
days, that we may apply
our heart in wisdom

Telling About Rules at Home



On Friday, September 20th 2019, we had speaking test about telling our rules at home. We told it in Bahasa Indonesia. We also showed the pictures as props. Every student

has different rules at their home and we have to obey every rule due to make things orderly and peaceful.

Writing A Postcard

Children love receiving letter via snail mail and it can provide a wonderful way to cultivate interest in reading and writing. So, Grade 2 had a fun writing activity about postcards.

Postcards are the perfect way of sending mails for young children as their graphic nature stimulates their interest in places that others have visited or triggers memories of places they have experienced. The message space is short, perfect for little dialogues and attention spans. Postcards provide one more way for children to learn that reading and writing are purposeful and meaningful activities.

Next, when they go on holiday with their family they can choose few postcards from the place and send them to their friends.



A Story to Tell

A fable is a story which the characters are animals. Through fable, students tried to understand how the story goes and got the message behind the story that we called as **moral story**.

It was fascinating because the students tried their best to perform well. They used some properties too, to help their performance in front of the classroom.

It was a great experience and a step to a bigger challenge.



Science Fair about Life-cycle


On September 12, grade four students were presenting their presentation of life cycle in Science subject. Unlike our usual activity, we made a science fair instead of a normal presentation.



There were a life cycle of tomato, ladybug, fish, siberian husky and bird. We were super excited because this activity could boost our confidence and deeper our knowledge about life cycle. On the science fair, each group put their project all around the class so that every students could see the project well. After that, we were sitting on the floor while listening to each group's presentation. We hope we could do more interesting activity in the future!



Cells

On Friday, September 27th 2019, Grade 5 had an assignment to make a mind map about Cells. We did it in a group of three. Actually, it was hard



to make a mind map because we had to know the materials or knowledge that we were going to write on it and then combined with writing skill. But eventhough it was hard we knew that

making a mind map is one of learning strategic that will make our memory long lasting because it stimulates our left and right brain sinergically. Hope that by practice a lot, our mind map and study skill can raise and become better.



Mariam Tomong Dance

Hello everyone, my name is Charlotte Gwyneth Tjaskaya Hutapea or you can call me Gwenn. Now I want to tell you about our class activity, Mariam Tomong Dance for Art & Craft presentation task.

First, we had to memorize the song and then we had to make a group. After making group we had to discuss about the floor pattern and the dancing movement of the song.

My homeroom teacher, Ms Mei Lan had already chosen the group. She gave us time for practicing the movement. My group used the original dance from the Bataknese tribe. I forgot to tell you that Mariam Tomong song is from Tapanuli, North Sumatera and Guru Nahum Situ-morang was the creator.



For your information I'm Bataknese, so I know the movement of the song. I taught my friends how to do it. So that's all about our experience on practicing Mariam Tomong Dance.

Upcoming Events :

- ◆ Bina Mandiri for Grade One & Bento Class for Kindergarten

Oct 7th - 12th, 2019

- ◆ Fieldtrip of Grade 2 and 3, Kampung Kahuripan, Purwakarta

Oct 15th, 2019

